

Balloting Instructions

Please **DO NOT** mark the ballots that you will receive in your registration packet at convention until you have received complete instructions from the President of Convention or his designee before the first ballot is taken.

1. Nominations

- After the Nominating Committee has placed the names previously received into nomination, nominations may be made from the floor. You must use the nominating slips that are in your packet to do this. Please fill it out, go to a microphone and place the person in nomination, and then give the nomination slip to the Secretary of Convention.
- All deputies will find a Nomination Information Sheet in their packets. You may use this for recording vote totals as they are announced and who won which office. When a nomination is made from the floor, you will find it useful to write in the additional nomination on this sheet in the space provided.

2. Using the correct ballot

- All ballots are numbered according to the ballot being taken at that time (i.e. 1, 2, 3, etc.) be sure that you use the correct ballot number. The correct number is announced with the instructions given before each ballot. Ballots used out of sequence will be declared invalid and your vote will not be counted.
- Each ballot is identified with "Clergy Use Only" or "Lay Use Only." Be sure you have ballots with the correct title appropriate to you. Do not use a ballot with the wrong title.

3. Voting for the correct number of candidates

- On the first ballot, you must vote for the number of candidates that heads the list of candidates in each section or "office." Voting for more or less will invalidate that section of the ballot and your vote will not be counted. This is a rule of convention.
- On later ballots, the Balloting Committee will instruct the convention on what offices remain to be filled and how many candidates still need to be elected for each. For offices that require several candidates to be elected, the number to be voted for will decrease as certain candidates meet the requirements for election. You must vote for the correct number of candidates as announced or your vote will not be counted.

4. Marking the ballot

- To vote for a candidate, darken the bubble to the left of his/her name. Darken the bubble completely. Do not use check marks or X's.
- You should have received a pencil to use in filling out the ballot. Do NOT use ink, ballpoint, or felt tip pens. You must use pencil.
- Note each office has a bubble next to the Office Letter, entitled "Do Not Mark." Make no marks in this area. It is reserved solely for the election judges.
- "Keep your bubbles clean." Make no stray marks. Erase unintended marks completely. Be particularly careful writing in names of floor nominations or when crossing out candidates who won on an earlier ballot or have withdrawn. Keep your writing away from all bubbles.

5. Casting your ballot

- Do not fold ballots. Folded ballots only slow down our counting process. Pages will collect the ballots in large manila folders.

6. Voting Panels

- Two small cards will be included in your registration materials. When a standing vote is called for on a question before the convention, you must hold this card up when you rise to indicate that you are a legitimate voter. The green card will be used to indicate a YES vote, the red card a NO vote.

BALLOT INSTRUCTIONS


Document 46

1. Be sure you use the correct Ballot number, this is announced with balloting instructions before a ballot is called.

If you are in doubt about anything on the ballot or with any of the instructions, we will be happy to answer your questions in the ballot room or from the floor of convention. **Please ask if you have a question!**

2. Be sure to vote for the correct number of candidates. The number is printed on the first ballot and is announced on each consecutive ballot.

3. When nominations are made from the floor, be sure to carefully write in the name on the correct line.

4. When marking your ballot be sure to fill in the bubble with pencil only.  **DO NOT** use ball point pens or felt tip markers.

5. If a candidate withdraws their name and you are told to cross out their name on the ballot, be carefull not to mark on or near the bubble or tracking marks.

6. The tracking marks on the left side of the ballot are very important and they must be kept clean and free of any pencil or pens marks.

Diocese of New Jersey


2004 Convention Ballot

**Nominated by the Diocesan Nominating Committee.*

Ballot Number 3

CLERGY
BALLOT ONLY

INSTRUCTIONS:

1. Vote using current Ballot Number only.
2. Do not fold. 3. Mark with pencil.
4. Fill bubbles completely, like this: 

**Random ordering of nominees' names performed by Nominating Committee*

STANDING COMMITTEE-CLERGY

A Vote For _____ VOTE BY ORDERS

☐ The Rev. Joseph A. Patronik*

☐ The Rev. Leroy A. Lyons*

☐ The Rev. Jean R. Smith*

☐ 4 _____

☐ 5 _____

CATHEDRAL CHAPTER-CLERGY

E Vote For _____ VOTE BY ORDERS

☐ The Rev. Charles Sasso-Crandall*

☐ The Rev. Raul H. Mattel*

☐ The Rev. Karl Morrison*

☐ 4 _____

☐ 5 _____

DEPUTIES & ALTERNATES TO PROVINCIAL SYNOD-LAY

H Vote For _____ VOTE BY ORDERS

☐ Jane Savage*

☐ Claudia Pestridge Storicks*

☐ Susan P. Nelson*

☐ John W. Burgess*

☐ Warren Searles*

☐ Robert W. Scott*

☐ 7 _____

☐ 8 _____

☐ 9 _____

☐ 10 _____

☐ 11 _____

STANDING COMMITTEE-LAY

B Vote For _____ VOTE BY ORDERS

☐ L. E. "Jim" Keller*

☐ Margaret W. Hughes*

☐ 3 _____

☐ 4 _____

CATHEDRAL CHAPTER-LAY

F Vote For _____ VOTE BY ORDERS

☐ Carole Forsythe*

☐ Noreen Lois Duncan*

☐ Susan Harnischfeger*

☐ 4 _____

☐ 5 _____

☐ 6 _____

STANDING COMMISSION ON CLERICAL COMPENSATION - CLERGY

I Vote For _____ VOTE BY ORDERS

☐ The Rev. John Charles Powell*

☐ The Rev. J. Connor Haynes*

☐ The Rev. Terence Blackburn*

☐ 4 _____

☐ 5 _____

☐ 6 _____

DIOCESAN COUNCIL-CLERGY

C Vote For _____ VOTE BY ORDERS

☐ The Rev. George L. Campbell, Ph.D.*

☐ The Rev. Dr. Virginia M. Sheay*

☐ The Rev. Francisco Pozo

☐ The Rev. Canon Henry L. Atkins, Jr.*

☐ The Rev. Douglas A. Freer*

☐ The Rev. Alan C. French*

☐ The Rev. Joseph A. Patronik*

☐ 8 _____

☐ 9 _____

☐ 10 _____

DEPUTIES & ALTERNATES TO PROVINCIAL SYNOD-CLERGY

G Vote For _____ VOTE BY ORDERS

☐ The Rev. Harry B. Hayden, Th.D.*

☐ The Rev. Mark H. Chattin*

☐ The Rev. E. Jesse Gaither*

☐ The Rev. John G. Bryant*

☐ The Rev. Arthur Pierce Powell*

☐ The Rev. Joe Parrish*

☐ The Rev. Dr. Alan K. Salmon*

☐ 8 _____

☐ 9 _____

☐ 10 _____

☐ 11 _____

☐ 12 _____

STANDING COMMISSION ON CLERICAL COMPENSATION - LAY

J Vote For _____ VOTE BY ORDERS

☐ Reginald L. Warren*

☐ Martin F. Nelson*

☐ 3 _____

☐ 4 _____

☐ 5 _____

DIOCESAN COUNCIL-LAY

D Vote For _____ VOTE BY ORDERS

☐ Charles H. Perfater*

☐ Gordon G. Hollingsworth*

☐ Ardelle Zervos*

☐ Claudia Pestridge Storicks*

☐ V. Dolores Mundy*

☐ Charles O. Hughes*

☐ James E. Bourque*

☐ 8 _____

☐ 9 _____

☐ 10 _____

DIOCESAN COUNCIL-CLERGY

C Vote For _____ VOTE BY ORDERS

☐ The Rev. George L. Campbell, Ph.D.*

☐ The Rev. Dr. Virginia M. Sheay*

☐ The Rev. Francisco Pozo

☐ The Rev. Canon Henry L. Atkins, Jr.*

☐ The Rev. Douglas A. Freer*

☐ The Rev. Alan C. French*

☐ The Rev. Joseph A. Patronik*

☐ 8 _____

☐ 9 _____

☐ 10 _____

DEPUTIES & ALTERNATES TO PROVINCIAL SYNOD-CLERGY

G Vote For _____ VOTE BY ORDERS

☐ The Rev. Harry B. Hayden, Th.D.*

☐ The Rev. Mark H. Chattin*

☐ The Rev. E. Jesse Gaither*

☐ The Rev. John G. Bryant*

☐ The Rev. Arthur Pierce Powell*

☐ The Rev. Joe Parrish*

☐ The Rev. Dr. Alan K. Salmon*


☐ 8 _____

☐ 9 _____

☐ 10 _____

☐ 11 _____

☐ 12 _____



Copyright 2000 by Affirmation Systems
 18 George Davison Road, Cranbury, NJ 08512
 All rights reserved.
 CP20-0265 (C1.F3)

7. Be sure to turn your ballot over to vote for additional offices and questions on the other side.

8. Keep track of all of your ballots, they can not be replaced if lost or destroyed.

9. Do not fold, mutilate or punch holes in your ballots.